


Norristown Area School District

Basic Education Funding Commission Testimony



October 16, 2014

welcome to
Norristown

*The Heart of
Montgomery*

Celebrating

EAST NORRITON TOWNSHIP



1909

**Norristown
Area
School
District**

100 Years

1809 - 2009

**WEST
NORRITON
TOWNSHIP
FOUNDED 1909**

**15.3 Square
Miles**

**60,000
Residents**

Norristown Area School District

- Background Information

- ❖ 7,000 students (+/-)

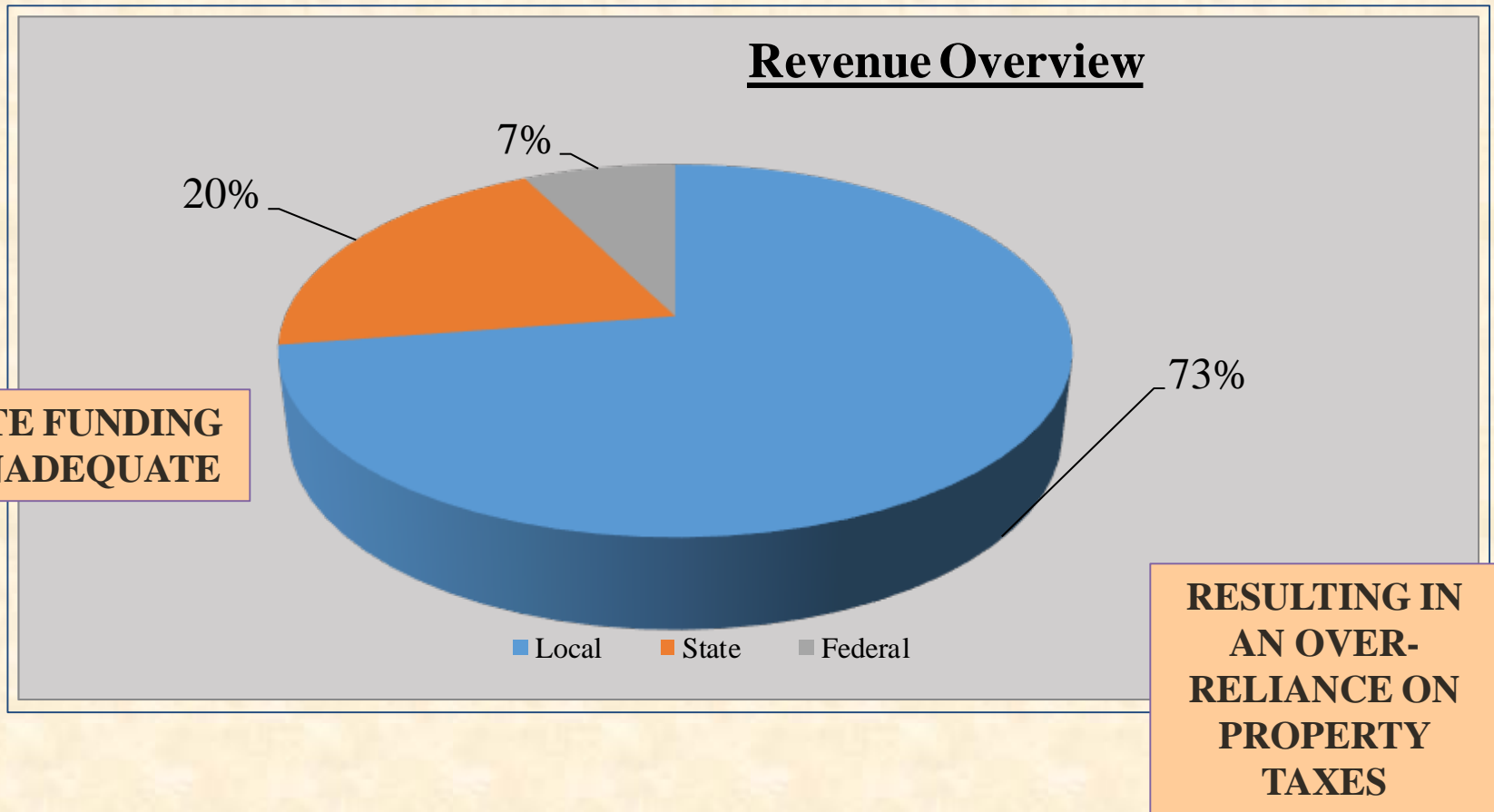
- ❖ 12 School Buildings

- ❖ 600+ teachers, and slightly over 1,000 total staff employed by NASD

- ❖ 2014-15 Annual Budget: \$ 140,657,950

Norristown Area School District

- Revenue Sources



Norristown Area School District

- Snapshot of Real Estate Tax Rates

TAX RATE HISTORY		
SCHOOL YEAR	MILLAGE RATE	TAX INCREASE
2005-06	24.943	4.81%
2006-07	25.823	3.53%
2007-08	27.361	5.96%
2008-09	28.417	3.86%
2009-10	28.417	0.00%
2010-11	29.637	4.29%
2011-12	30.288	2.20%
2012-13	30.912	2.06%
2013-14	31.744	2.69%
2014-15	32.572	2.61%

*Even with the implementation of cost containment strategies, it has still been necessary for our District to cut programs /staff
AND
to levy tax increases over the past few years.*

Norristown Area School District

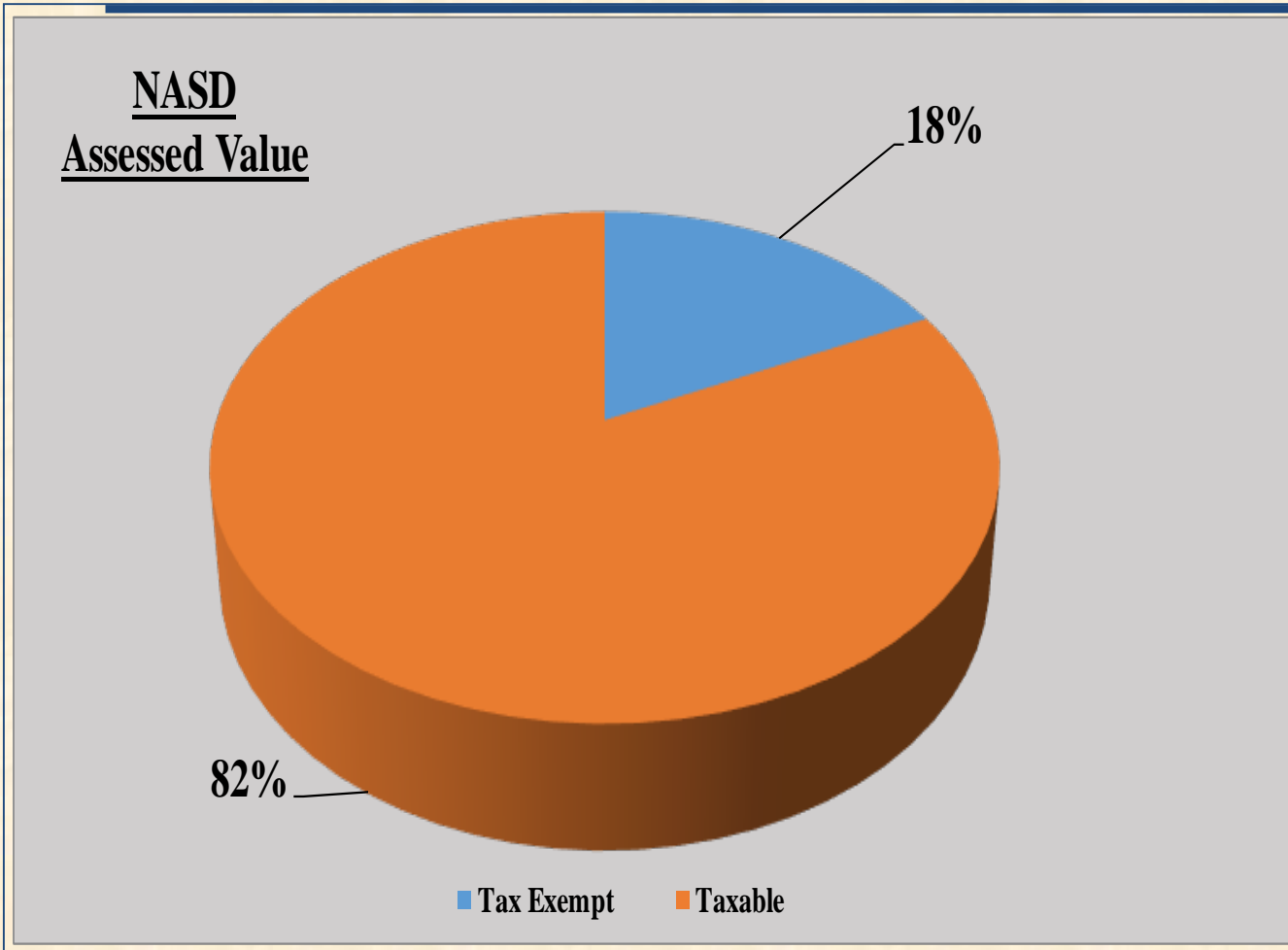
- County Seat of Montgomery County

- ❖ Hub for county, state, and federal government offices
- ❖ And, home to many non-profit social/service agencies
- ❖ 559 total properties
- ❖ All are “*tax-exempt*”



Norristown Area School District

- 18% of our total assessment is tax-exempt:



*If these properties were taxable, NASD would receive an additional **\$19 million** in tax revenue annually.*

Norristown Area School District

- Solutions

- ❖ PILOT Payments

- ❖ Oppose legislation that would expand charitable exemptions and, as a result, could result in additional properties becoming tax exempt

Norristown Area School District

- *“Never doubt that a small thoughtful, committed group of citizens can change the world”*

- Margaret Meade

