

**BASIC
EDUCATION
FUNDING
COMMISSION**

**REPORT
AND RECOMMENDATIONS**



JUNE 18, 2015

Current Basic Education Funding Commission Members

Senate



Pat Browne (R-16 Lehigh) - Co-Chair



Jay Costa (D-43 Allegheny)



Andrew Dinniman (D-19 Chester)



Mike Folmer (R-48 Lebanon)



Lloyd Smucker (R-13 Lancaster)



Rob Teplitz (D-15 Dauphin/Perry)

House of Representatives



Mike Vereb (R-150 Montgomery) - Co-Chair



Mark Longietti (D-7 Mercer)



Donna Oberlander (R-63 Clarion)



James Roebuck, Jr. (D-203 Philadelphia)

Designee: Chris Wakeley,

Executive Director



Stan Saylor (R-94 York)

Designee: Bernie O'Neill (R- 29 Bucks)



Mike Sturla (D-96 Lancaster)

Governor Tom Wolf's Administration



Pedro Rivera, Secretary of Education



John Hanger, Secretary of Planning and Policy



Randy Albright, Secretary of the Budget

EXECUTIVE SUMMARY

The Commonwealth of Pennsylvania has a strong history of providing quality public education in order to prepare students to be productive citizens and to fulfill their individual potential. Approximately 1,763,000 students attend Pennsylvania's public schools. Financial support for Pennsylvania public school districts comes from local, state and federal sources.

The Basic Education Funding Commission was established pursuant to Act 51 of 2014 (House Bill 1738, prime sponsored by Representative Bernie O'Neill) in order to examine the basic education funding formula. The Commission held 15 hearings across the Commonwealth in 2014 and 2015. The Commission received testimony from over 110 individuals including superintendents, academics, school board presidents, representatives of the business community, nonprofit groups, other states, and parents. The Commission also engaged the Independent Fiscal Office (IFO) to conduct a survey.

The IFO survey sought input from 125 schools in order to determine their cost for various factors. This information was used to assist in determining weights for the Commission's recommended student factors, such as English Language Learners and children in poverty. These factors are an integral piece of an equitable funding formula.

The Commission recommends that the General Assembly adopt a new formula for distributing state funding in the basic education funding appropriation. The allocation of basic education funding needs to allow for accountability, transparency and predictability. The main objective of the new funding formula is to equitably distribute state resources according to various student and school district factors. The new formula will include factors reflecting student and community differences such as poverty, local effort and capacity, and rural and small district conditions. Furthermore, in accordance with Act 51, the Basic Education Funding Commission will continue its work by assisting in the drafting implementation legislation.

FACTORS FOR A NEW BASIC EDUCATION FUNDING FORMULA

Student-Based Factors

Student Count – average of most recent 3-years of the Adjusted Average Daily Membership (ADM) = 1.0

Poverty – 5-year U.S. Census Bureau American Community Survey

- Number of students in acute poverty (0-99%) = 0.6
- Number of students in poverty (100-184%) = 0.3
- Number of students in concentrated poverty (30% of more living in acute poverty) = 0.3

English Language Learners – number of limited English proficient students = 0.6

Charter School Enrollment – the charter school average daily membership = 0.2

School District-Based Factors

Sparsity-Size Adjustment

- Measures a school district's sparsity and size relative to the other 500 school districts and makes an adjustment to the weighted student count for small rural school districts.

Median Household Income Index

- Measures a school district's median household income compared to the statewide median household income.

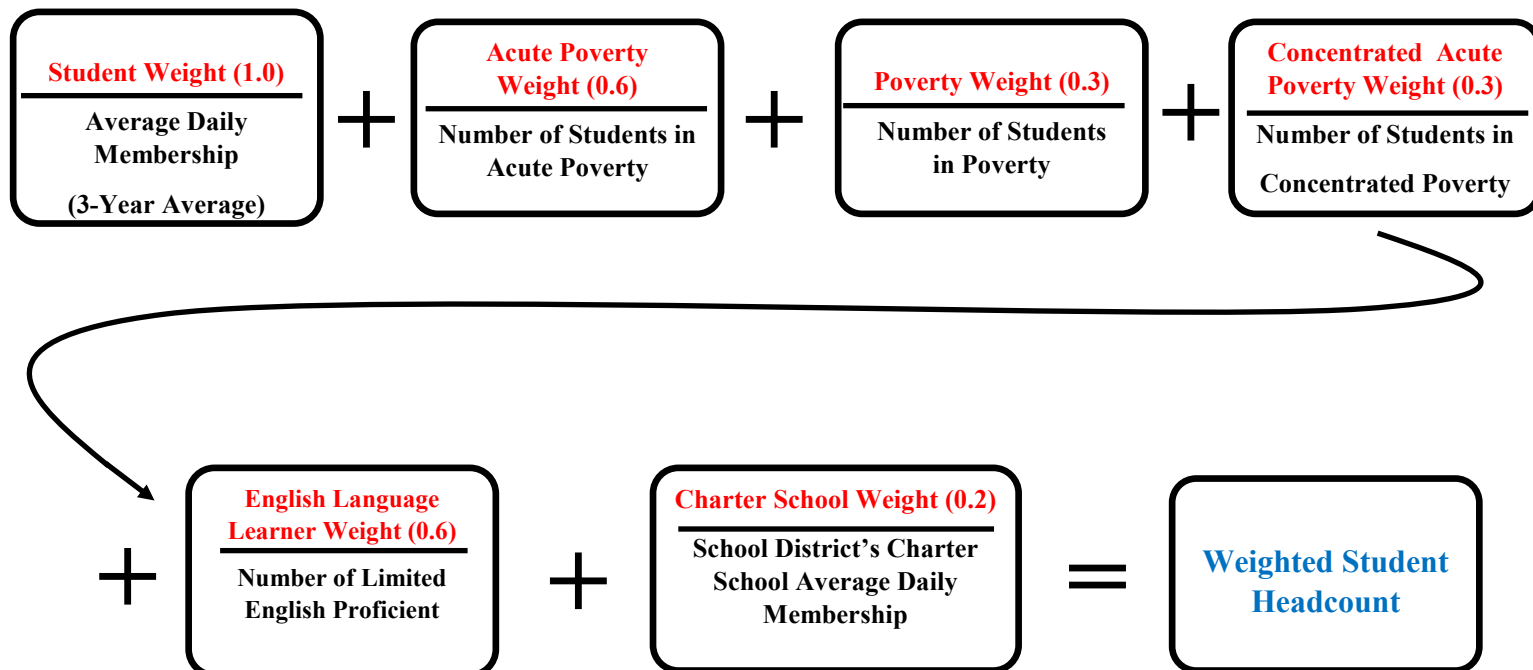
Tax Effort Capacity Index

- Tax Effort – Measures a school district's local effort based on local tax-related revenue and its median household income compared to the statewide median and makes an adjustment for excess spending based on a school district's current expenditures per total weighted ADM.
- Tax Capacity – Measures a school district's ability to generate local tax-related revenue based on personal income and market value compared to the statewide median local tax-related revenue per total weighted ADM.

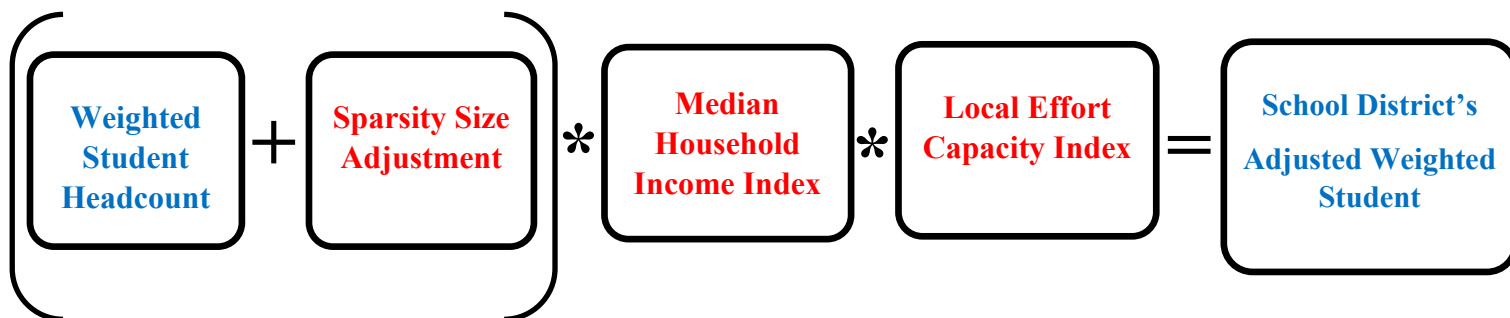
Formula Application

- Multiply the sum of the student-based factors and the sparsity-size adjustment by the median household income index and the tax effort capacity index to determine the funding distribution. Each school district receives a pro rata share of funding based on the amount appropriated and the funding distribution.

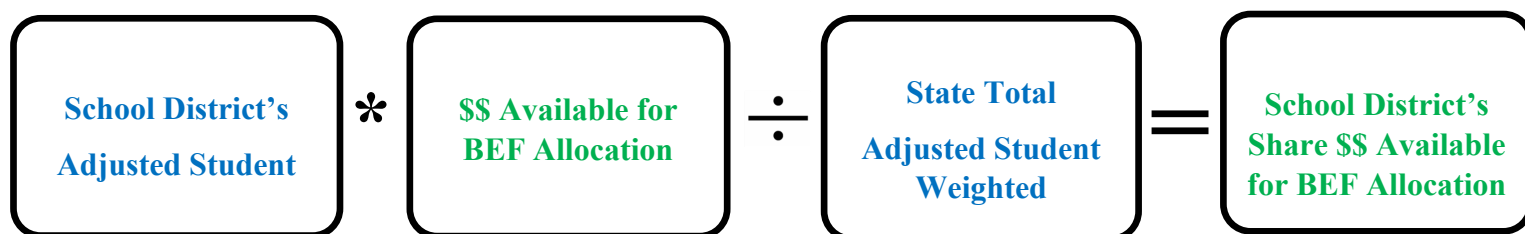
Weighted Basic Education Student Headcount Equation



Funding Distribution Number Equation



Final School District Distribution Equation



RECOMMENDATIONS

- **School Consolidation** – The General Assembly should consider capitalizing a fund within the Department of Education to incent and support voluntarily school district consolidations. The Commission recognizes that consolidation in some cases will provide a platform to achieve administrative savings and or afford students greater learning opportunities. The Commission also recognizes that the cost of studying the impact of consolidation and differences in school districts' tax and debt situations can serve as an impediment to consolidation that may be reconcilable with some level of additional financial support.
- **Hold Harmless** – The hold harmless provision in basic education funding ensures no school district will receive less basic education funding than it received in the previous year.

The Commission in its deliberations recognizes the hold harmless clause is problematic because it does not allow for the majority the annual appropriation for basic education funding to be distributed based on current school district or student factors such as increases or declines in a school district wealth or average daily membership.

The Commission also recognizes eliminating the hold harmless clause would have a significant negative impact on many school districts across the Commonwealth that would be unable to make operational adjustments or generate revenue from other sources to make up for the loss of basic education funding.

As an example, eliminating the hold harmless clause and distributing the entire basic education funding appropriation using the formula recommended by the Commission, would result in 320 school districts receiving approximately \$1billion less in basic education funding than in the previous year.

The Commission discussed possible options to gradually negate the impact of the hold harmless clause so the distribution of basic education funding better reflects relevant school district wealth and student factors, but believes the decision on this issue should be made by the entire General Assembly as a whole. The options discussed are as follows:

1. Provide for all basic education funding appropriated in excess of the base year amount to be distributed annually though the Commission's recommended formula.
2. Provide for the deduction of a set percentage of a school district's basic education funding increase, if its allocation of funding is greater than the amount it would receive when the entire basic education funding appropriation is distributed using the Commission's recommended formula. The deducted funding would then be redistributed on a pro rata basis.

3. Provide for a set proportion of the basic education funding appropriation to be distributed under the Commission's recommended formula over a set period of time. For example, 10 percent per year over 10 years
- **School Crossing Guards** – The General Assembly should consider including reimbursement for costs related to school crossing guards in the pupil transportation subsidy formula. Providing crossing guards at busy intersections to assist students walking to school accomplishes the same objective as school busing, which is to ensure students are able to safely travel to and from school.
 - **Homeless and Foster Care Student Information** – The Department of Education should consider improving the accuracy of its existing data collection regiment related to Homeless Students and Students in Foster Care. The Commission recognizes that students living in homelessness and foster care are more costly to educate and the application of weights to these factors based on reliable data may be merited.
 - **Trauma** – The Department of Education should consider devising protocols to identify students in trauma and provide for the collection of data to quantify the number of students in trauma on a school district basis for child accounting purposes. The Commission recognizes that students in trauma are more costly to educate and the application of weights to this factor based on reliable data may be merited.
 - **Transiency** – The Department of Education should study the issue of transiency and quantify the cost to school districts related to assessment testing and remediation for transient students. The Commission recognizes that transient student may disproportionately impact school districts where affordable housing is readily available and reimbursement for these costs may be merited.

**The Full Basic Education Funding Commission Report Can
Be Viewed and Downloaded at the Following Links:**

- **basiceducationfundingcommission.pasenategop.com**
- **www.pasenategop.com**
- **www.pasenate.com**
- **www.pahouse.com**
- **www.pahousegop.com**
- **www.education.pa.gov**